

*Decorative
Metal*



HEBEI MAVIN
INTERNATIONAL CO.,LTD.

Cataloge 2018



CAST IRON



FD101



FD102



FD103



FD104



FD105



FD106



FD107



FD108



FD109



FD110



FD111



FD112



FD113



FD114



FD115



FD116



FD117



FD118



FD119



FD120



FD121



FD122



FD123



FD124



FD125

CAST IRON



FD126



FD127



FD128



FD129



FD130



FD131



FD132



FD133



FD134



FD135



FD136



FD137



FD138



FD139



FD140



FD141



FD142



FD143



FD144



FD145



FD146



FD147



FD148



FD149



FD150

CAST IRON



FD151



FD152



FD153



FD154



FD155



FD501



FD502



FD503



FD504



FD160



FD505



FD506



FD163



FD164



FD165



FD166



FD167



FD168



FD169



FD170



FD171



FD172



FD173



FD174



FD175

CAST IRON



FD176



FD177



FD178



FD179



FD180



FD181



FD182



FD183



FD184



FD185



FD186



FD187



FD188



FD189



FD190



FD191



FD192



FD193



FD194



FD195



FD196



FD197



FD198



FD199



FD200

CAST IRON



FD201



FD202



FD203



FD204



FD205



FD206



FD207



FD208



FD209



FD210



FD211



FD212



FD213



FD214



FD215




FD216



FD217



FD218



FD219



FD220



FD221



FD222



FD223



FD224



FD225

CAST IRON



FD226



FD227



FD228



FD229



FD230



FD231



FD232



FD233



FD234



FD235



FD236



FD237



FD238



FD239



FD240



FD241



FD242



FD243



FD244



FD245



FD246



FD247



FD248



FD249



FD250

CAST IRON



FD251



FD252



FD253



FD254



FD255



FD256



FD257



FD258



FD259



FD260



FD261



FD262



FD263



FD264



FD265



FD266



FD267



FD268



FD269



FD270



FD271



FD272



FD273



FD274



FD275

CAST IRON



FD276



FD277



FD278



FD279



FD280



FD281



FD282



FD283



FD284



FD285



FD286



FD287



FD288



FD289



FD290



FD291



FD292



FD293



FD294



FD295



FD296



FD297



FD298



FD299



FD300

CAST IRON



FD301



FD302



FD303



FD304



FD305



FD306



FD307



FD308



FD309



FD310



FD311



FD312



FD313



FD314



FD315



FD316



FD317



FD318



FD319



FD320



FD321



FD322



FD323



FD324



FD325

CAST IRON



FD326



FD327



FD328



FD329



FD330



FD331



FD332



FD333



FD334



FD335



FD336



FD337



FD338



FD339



FD340



FD341



FD342



FD343



FD344



FD345



FD346



FD347



FD348




FD349



FD350

CAST IRON



FD351



FD352



FD353



FD354



FD355



FD356



FD357



FD358



FD359



FD360



FD361



FD362



FD363



FD364



FD365

CAST IRON



FD366



FD367



FD368



FD369



FD370



FD371



FD372



FD373



FD374



FD375




FD376



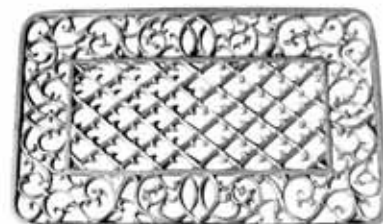
FD377



FD378




FD379



FD380


CAST IRON



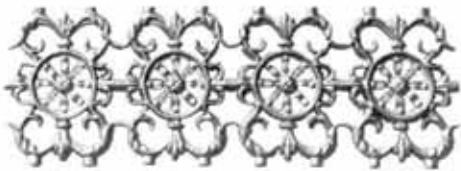
FD381




FD382



FD383



FD384




FD385




FD386




FD387



FD388



FD389



FD390



FD391

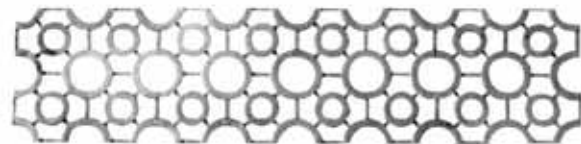


FD392

CAST IRON



FD393



FD394



FD395



FD396



FD397



FD398



FD399



FD400



FD401



FD402



FD403



FD404




CAST IRON



A B C D

FD405



A B C D E

FD406



FD407



FD408



FD409



FD410



FD411



FD412



FD413



FD414



FD415



FD416



FD417



FD418



FD419



FD420



FD421

CAST IRON MEXICAN DESIGNS



13192 S 1/2"
64X40mm



13192 S 5/8"
64X40mm



13192D S 1/2"
125X35mm



13192D S 5/8"
122X39mm



13192 D Ø 1/2"
120X37mm



13192 D Ø 5/8"
122X37mm



13192 Ø 1/2"
70x37mm



13192 Ø 5/8"
70x37mm



L242 Ø 1/2"
41x39mm



L242 Ø 5/8"
43x40mm



251 1/2"
42x34mm



251 5/8"
42x40mm



251 3/4"
45x44mm



251 L 1/2"
38x32mm



251H 1/2"
41X41mm



217 1/2"
103x34mm



251 1/2"
97X32mm



215 B 1/2"
93X52mm



218 1/2"
98x62mm



227B 1/2"
116x60mm



L06 1/2"
142x60mm



N06 1/2"
36X35mm



N06 5/8"
38X40mm



N06 Ø 1/2"
32X30mm



N06 Ø 5/8"
37x35mm



6058 1" 64x34mm
6058 1-1/2" 70x41mm
6058 2 1/2" 94x74mm

CAST IRON MEXICAN DESIGNS



7011
105x40mm R1/2



7012
140x92mm C1/2



7013
135x80mm C1/2



7014
100x53mm C1/2



7016
105x65mm C1/2



7016
105x25mm C1/2



7017
112x52mm C1/2



7018
108x62mm C1/2



7019
105x45mm C1/2



7020
105x45mm C1/2



7021
120x70mm C1/2



7022
80x40mm R1/2



7023
50x42mm R1/2



7024
78x38mm C1/2



7025
48x39mm C1/2



7026S
41x42mm C1/2
R1/2



7026/1S
41x42mm R5/8



7026
40x40mm R1/2



7027
38x30mm R1/2



7028
47x37mm C1/2

CAST IRON MEXICAN DESIGNS



7029
46x40mm R1/2



7030
40x38mm C1/2



7031
43x34mm C1/2



7041
40x40mm C1/2
R1/2



7042
50x50mm C1/2



7064S
40x35mm C1/2
R1/2

7064
46x38mm C1/2
R1/2

7064/1
46x40mm C5/8

7064/2
45x45mm C3/4

7064/3
46x50mm C1



7061
40x26mm C1/2



7065
43x45mm C1/2



7065/1
45x45mm C5/8



706
35x50mm R1/2



7066g
30x50mm R1/2



7073
38x15mm C1/2
C5/8



7073R
38x15mm R1/2



7080
25x25mm C1/2



7091
40x50mm C1/2
R1/2



7091/1
40x50mm R5/8

CAST IRON MEXICAN DESIGNS



7084
1"

7085
1-1/2"
45x45x70mm

7086
2"
62x62x95mm

7087
2-1/2"
75x75x95mm

7088
3"
125x85mm



7090
46x40mm R1/2

7026S
38x40mm C1/2
R1/2

7090/1
46x42mm R5/8

7090/1s
40x40mm R5/8



7092
40x40mm R1/2



7093
70x38mm C1/2
R1/2



7093/1
70x38mm C5/8
R5/8



7094
70x38mm C1/2
R1/2



7094/1
70x38mm C5/8
R5/8



7095
125x40mm C1/2
R1/2



7095/1
125x40mm R5/8



7101
100x100mm



7102
200x400mm



7103
320x130mm



7105
85x65mm c1/2



7106
135x310mm



7107
300x130mm



7108
140mm Diam



7109
340x168mm

CAST IRON MEXICAN DESIGNS



7110
265mm Diam



7111
150x95mm



7112
165mm Diam



7113
65mm Diam



7114
75mm Diam



7115
75mm Diam



7116
85mm Diam



7117
95mm Diam



7118
110mm Diam



7119
180x140mm



7120
140x90mm



7124
120x120mm R5/8



7121
255mm Diam



7122
110mm Diam



7123
115mm Diam



7211/1
C5/8



7212/1
C5/8

CAST IRON GREECE DESIGNS



PE
32x38.5cm



P536
28x73cm



P1
24x52cm



P2A
38x84cm



P2B
42x76cm



DPE(50&100cm)



DP2
26.7x11cm



P0
14.6x13.8cm
Ø 16mm



P1
19x17cm
□14mm



P5
10x13cm
□14mm



DP3
30x11cm



P215
22.5x12.5cm
□14mm



P216
22x13cm
□14mm



P53
23x18cm
□14mm □18mm



P10
43x19cm
□14mm



P12
36x19cm
□14mm

CAST IRON GREECE DESIGNS



R1

H:14cm
□12&14mm



R2

H:14.5cm
□12&14mm



R4

H:14cm
□12&14mm



R5

H:15cm
□12&14mm



R12

H:19cm



R13

H:18cm



R15

H:14.5cm
□12&14mm



R18

H:15.5cm
□12&14mm



R19

H:20cm
□18mm



R20

H:20cm
○18mm



R24

H:17cm
□14mm



R24S

H:13cm
□14mm



R14

H:19cm



R14S

H:13.2cm



P53

H:12.3cm
□14mm&○16mm



R21S

H:9.2cm
□14mm&○16mm



R22

H:20cm
□14&18mm



R23

H:12cm
□14mm



R10

11x8cm
○16mm



ST

H:56mm
○42mm



SK

95x95mm
□40mm



SA

H:57mm
○16mm

CAST IRON GREECE DESIGNS



S40
□40mm
80x80mm



S25
□25mm
54x54mm



S14
□14mm
42x42mm

S30
□30mm
62x62mm

S30
□20mm
50x50mm

S18
□18mm
48x48mm

S12
□12mm
42x42mm



SH80
□80mm
120x120mm
H:110mm



SH50
□50mm
80x80mm
H:80mm



SH30
□30mm
60x60mm
H:60mm

SH60
□60mm
100x100mm
H:100mm

SH40
□40mm
70x70mm
H:70mm



HSH80
□80mm
125x125mm
H:70mm



HSH50
□50mm
80x80mm
H:50mm



HSH30
□30mm
60x60mm
H:40mm

HSH60
□60mm
100x100mm
H:57mm

HSH40
□40mm
70x70mm
H:45mm



ST16
H:65mm
□14mm



ST3
42x44mm
□14mm



ST3H
22x44mm
□14mm

CAST IRON GREECE DESIGNS



S6A
H:95mm
□14mm



S6B
H:95mm
□16mm



S7A
H:66mm
□14mm



S7B
H:66mm
□16mm



S6H
H:25mm
Ø16mm



S7H
H:46mm
□14mm & Ø16mm



S8H
H:50mm
□14mm



S17
32X18mm
□14mm



S9
30x30mm
□14mm



S9
30x30mm
Ø16mm



SA
H:34mm
Ø16mm



SB
H:34mm
□14mm



C7
H:100mm D:70mm
Ø42&48mm



Ø16mm



Ø42mm

SEK
H:80x68mm



S11A

Ø16mm



S11B

Ø12mm



S11C

Ø12mm



S11
Ø42mm Ø16mm

CAST IRON GREECE DESIGNS

POLYGON BALLS FOR HEAVY IRON



□100mm □80mm
H:185mm H:155mm



□60mm
H:135mm



□50mm
H:113mm



□40mm
H:88mm

PYRAMID FOR HEAVY IRON



□80mm
H:108mm



□60mm
H:94mm



□50mm
H:81mm



□40mm
H:65mm


CAPS FOR HEAVY IRON



100x100mm
80x80mm



60x60mm
50x50mm



40x40mm



30x30mm

PINE CONES FOR HEAVY IRON



□60mm □50mm
H:137mm H:121mm



□40mm
H:102mm



□30mm □25mm
H:87mm H:85mm



□20mm □14mm
H:64mm H:55mm

CAST IRON GREECE DESIGNS

BALLS OLD TYPE



□ 100mm □ 80mm
H: 155mm H: 125mm
D: 110mm D: 90mm



□ 60mm
H: 92mm
D: 70mm



□ 50mm
H: 85mm
D: 60mm



□ 40mm □ 30mm
H: 72mm H: 56mm
D: 50mm D: 40mm

BALLS NEW TYPE



□ 100mm □ 80mm
H: 160mm H: 132mm
D: 110mm D: 90mm



□ 60mm
H: 100mm
D: 70mm



□ 50mm
H: 90mm
D: 60mm



□ 40mm □ 30mm
H: 80mm H: 63mm
D: 50mm D: 40mm

STEEL BALLS



∅ 120mm
∅ 100mm
∅ 80mm



∅ 60mm
∅ 50mm
∅ 40mm
∅ 30mm



∅ 30mm
∅ 25mm
∅ 20mm



∅ 40mm
□ 14mm



∅ 35mm
□ 14mm
∅ 30mm
□ 14mm



∅ 25mm
□ 12mm
∅ 20mm
□ 12mm

CAST IRON GREECE DESIGNS



F1
3.8cm



F2
4.8cm



F3
6.4cm



F3A
6cm



F4
9.5cm



F6
15.2cm



F7
10.2cm



F8
10x10cm



F5
9.5x9.5cm



F10
20cm



F11
24x16cm



F79
24x9cm



F89
34x17cm

CAST IRON AMERICAN DESIGNS



S215

1/2" H:4" W:2" B:3/4"
 5/8" H:4" W:2" B:3/4"
 3/4" H:4" W:2" B:7/8"



S217

1/2" H:4-1/8" W:7/8" B:15/16"
 5/8" H:4-1/8" W:7/8" B:15/16"
 3/4" H:4-1/8" W:7/8" B:15/16"



S217B

1/2" H:4" W:7/8" B:15/16"
 5/8" H:4" W:7/8" B:15/16"
 3/4" H:4" W:1" B:1"



S218

1/2" H:3-7/8" W:2-5/16" B:7/8"
 5/8" H:3-7/8" W:2-5/16" B:1"
 3/4" H:4" W:2-5/16" B:1-1/8"



S227

1/2" H:4-3/4" W:2-7/8" B:1"
 5/8" H:4-3/4" W:2-7/8" B:1"
 3/4" H:4-3/4" W:2-7/8" B:1-1/8"



S260

1/2" H:5-1/8" W:3-1/8" B:3/4"
 5/8" H:5-1/8" W:3-1/4" B:7/8"
 3/4" H:5-1/8" W:3-3/8" B:1"



S251

1/2" H:1-13/16" W:1-1/2"
 5/8" H:1-13/16" W:1-3/4"
 3/4" H:1-7/8" W:1-15/16"
 1" H:2-1/4" W:2-3/8"



215

1/2" H:4-1/4" W:2" B:15/16"
 5/8" H:4-1/4" W:1-7/8" B:15/16"
 3/4" H:4-1/8" W:2-1/4" B:1-1/8"

CAST IRON AMERICAN DESIGNS



217

1/2" H:4-1/8" W:1-1/8" B: 1"
 5/8" H:4-1/8" W:1-1/8" B: 1"
 3/4" H:4-1/8" W:1-1/8" B:1-1/8"



217B

1/2" H:4-1/4" W: 7/8" B: 1"
 5/8" H:4-1/8" W: 7/8" B: 1"
 3/4" H:4-1/8" W:15/16" B:1-1/8"



218

1/2" H:3-7/8" W:2-1/4" B: 1"
 5/8" H:3-7/8" W:2-1/4" B: 1"
 3/4" H:3-7/8" W:2-1/4" B: 1"



227

1/2" H:4-3/4" W: 3" B: 7/8"
 5/8" H:4-7/8" W:2-7/8" B: 1"
 3/4" H:4-7/8" W: 3" B:1-1/8"



260

1/2" H:5-1/16" W:3-1/4" B:3/4"
 5/8" H:5-1/16" W:3-1/4" B: 1"
 3/4" H:5-1/2" W:3-1/4" B: 1"



HK12/HK58

1/2" H: 2" W:1-1/2"
 5/8" H:1-7/8" W:1-5/8"



671AF

3/4" H:5-1/8" W:1-5/8"



671XL

1" H:8-1/4" W: 2" B:1-1/2"

CAST IRON AMERICAN DESIGNS



114
1-1/4" Tubing
B:1-1/8"
H:2-1/2"

119H
4" Tubing
B:2-3/4"
H:5"

115
1" Tubing
B:1-1/8"
H:2-1/2"

120H
3" Tubing
B:2-1/2"
H:4-1/2"

117
1-1/2" Tubing
B:1-5/16"
H:2-3/4"

121H
1-1/2" Tubing
B:2-1/8"
H:4-1/8"

118H
2" Tubing
B:1-15/16"
H:3-5/8"

126
6" Tubing
B:3-7/8"
H:7-1/2"



141
1"
H:3/4"

146
1-1/4"
H:3/4"

142
1-1/2"
H:1"

147
2-1/2"
H:1-1/2"

143
2"
H:1"

148
9"
H:2-7/8"

144
3"
H:1-1/2"

149
6"
H:2"

145
4"
H:1-1/2"



6711
1/2"
H:13-1/2"
W:7-1/4"



6714
1/2"
H:3-3/4"
W:3-3/4"



6716
1/2"
H:13-1/4"
W:6-7/8"



6716
1/2"
H:17-7/8"
W:7-1/2"

CAST IRON AMERICAN DESIGNS



201/201XL/201L

1-3/4" L:4" H:2-5/8"
 2-1/4" L:4-3/4" H:2-5/8"
 2" L:4" H:2-5/8"



6906X

1" Sq Tubing Plug Ht 1-1/8"
 H:2-3/4" W:1-1/4"



199/199XL/199L

1-3/4" L:5"
 2-1/4" L:5"
 2" L:4-1/2"



6928/6928XL/6928L

1-3/4" L:5-1/2"
 2-1/4" L:5-3/8"
 2" L:5-1/2"



901

H:3-1/2" L:1-11/16"



902

H:4-5/16" L:1-3/4"



SB1/SB114/SB112

1" 1-1/4" X 2-1/4"
 1-1/4" 1-1/4" X 2-1/2"
 1-1/2" 1-1/2" X 2-3/4"



SL1

1" SQ Tubing
 1-3/8" Deep
 Wide w/Ear 2-3/4"



SH112

1-1/2" Tubing
 Collar 2" Deep
 3-3/4" x 3-3/4" Base
 1-7/8" x 1-7/8" Top

DUCTILE IRON



400R-L
1-3/4"
H 10"
W 12"



401R-L
1-3/4"
H 10-1/2"
W 12-1/4"



402R-L
H 6-1/2"
W 6-3/4"



403R-L
H 6"
W 6-3/16"



440R-L
2-1/4"
H:10"
W:12-1/4"



441R-L
2-1/4"
H:10"
W:11-1/2"



4429N 2-1/2" x 1-3/4"
4441N 2-1/2" x 2-1/4"



4429E 3-3/4" X 2-1/4"
4441E 4-3/4" X 3-1/8"



4429T 5-1/4" X 2-1/4"



4429L 3-7/8" X 3-7/8"

DUCTILE IRON



DR-100/125-CC

1-3/4" 4-1/2" W x 4-1/2" L
2-1/4" 4-5/8" W x 4-5/8" L



DR-4429C/4441C

1-3/4" 6" W x 6" L
2-1/4" 6-1/8" W x 6-1/8" L



DSH R2/R3/R5

1/2" B: 1-3/16" H: 1"
3/8" B: 1-3/16" H: 1"
5/8" B: 1-3/8" H: 1-1/8"



DSH 398/GG/EE/MM

3/4" B: 1-7/16" H: 7/8"
5/8" B: 1-1/4" H: 7/8"
1/2" B: 1-1/4" H: 7/8"
1" B: 1-3/4" H: 1-1/8"



DSH R60/R61

1/2" B: 1-3/16"
5/8" B: 1-5/16"



DSH 362/363

1/2" B: 1-1/4" H: 1"
5/8" B: 1-1/4" H: 1"



DH 2381

For Flat Railings
2-1/2"



DH 2382

For Pipe Railings
2-1/2"



DB34
3/4" Dia

DB112
1-1/2" Dia

DB1
1" Dia

DB2
2" Dia

DB3
3" Dia

DB4
4" Dia

DUCTILE IRON



14-98-1
L:37"
2" Dia



D-6505
L:35.5"
2" Dia



D-6535
L:35.5"
1-1/4" Dia




D-6531S
L:35.5"
W:4-3/4"



D-6528S
L:35.5"
W:7"



D-6528D
L:35.5"
W:7"



D-9508
L:27"
W:13-1/2"



D-9579
L:27"
W:13-1/2"



D-9508
L:27"
W:12-1/2"



D-9961
L:27"
W:13-1/2"

CAST STEEL



FDS-101
60 x 60



FDS-102
L 105 x 40
S 80 x 35



FDS-103
80 x 55



FDS-104
65 x 75



FDS-105
80 x 60



FDS-106
95 x 100



FDS-107
75 x 60



FDS-108
70 x 40



FDS-109
85 x 70



FDS-110
75 x 50



FDS-111
55 x 10



FDS-112
100 x 75



FDS-113
150 x 130



FDS-114
110 x 90



FDS-115
160 x 70



FDS-116
125 x 60



FDS-117
115 x 130



FDS-118
200 x 105



FDS-119
245 x 145



FDS-120
200 x 50

CAST STEEL



FDS-121
150 x 190



FDS-122
125 x 90



FDS-123
180 x 140



FDS-124
110 x 90



FDS-125
155 x 120



FDS-126
170 x 165



FDS-127
200 x 110



FDS-128
230 x 130



FDS-129
190 x 80



FDS-130
255 x 120



FDS-131
175 x 85



FDS-132
225 x 115



FDS-133
355 x 200



FDS-134
125 x 165



FDS-135
193 x 100



FDS-136
100 x 240



FDS-137
80 x 140



FDS-138
90 x 240



FDS-139
47 x 180



FDS-140
55 x 195

CAST STEEL



FDS-141
75 x 75



FDS-142
115 x 75



FDS-143
80 x 80



FDS-144
120 x 120



FDS-145
115 x 135



FDS-146
155 x 115



FDS-147
95 x 100



FDS-148
190 x 80



FDS-149
170 x 80



FDS-150
230 x 100



FDS-151
250 x 130



FDS-152
185 x 85



FDS-153
120 x 35



FDS-154
230 x 75



FDS-155
285 x 50



FDS-156
285 x 80



FDS-157
140 x 110



FDS-158
180 x 85



FDS-159
107 x 34



FDS-160
200 x 60

CAST STEEL



FDS-161
85 x 45



FDS-162
220 x 85



FDS-163
80 x 80



FDS-164
130 x 45



FDS-165
280 x 165



FDS-166
220 x 160



FDS-167
70 x 55



FDS-168
75 x 75



FDS-169
● 56



FDS-170
60 x 60



FDS-171
● 75



FDS-172
● 85



FDS-173
● 60



FDS-174
● 16 x 35



FDS-175
● 45



FDS-176
● 70



FDS-177
● 70



FDS-178
L ● 115
S ● 90



FDS-179
● 85



FDS-180
● 70

CAST STEEL



FDS-181
85 x 70



FDS-182
100 x 100



FDS-183
● 85



FDS-184
● 85



FDS-185
● 95 □ 26



FDS-186
● 60



FDS-187
● 90



FDS-188
● 90



FDS-189
90 x 90 □ 26



FDS-190
98 x 98 □ 30



FDS-191
113 x 113 □ 26



FDS-192
L 70 x 70 □ 32
S 65 x 65 □ 25



FDS-193
● 105



FDS-194
● 85



FDS-195
40 x 40



FDS-196
60 x 35 ● 16



FDS-197
145 x 54



FDS-198
80 x 35 ■ 14



FDS-199
60 x 35 ■ 22



FDS-200
80 x 35

CAST STEEL



FDS-201
60 x 30 ■ 10



FDS-202
23 x 32 □ 18



FDS-203
40 x 35 □ 14



FDS-204
65 x 40 □ 16



FDS-205
92 x 45 Ø 16



FDS-206
100 x 45 Ø 16



FDS-207
75 x 45 Ø 16



FDS-208
75 x 45 Ø 18



FDS-209
70 x 40 Ø 14



FDS-210
50 x 40 Ø 16



FDS-211
145 x 45 □ 16



FDS-212
130 x 37 Ø 18



FDS-213
140 x 35 Ø 18



FDS-214
130 x 35 Ø 16



FDS-215
115 x 30



FDS-216
140 x 25 ■ 16



FDS-217
30 x 40 Ø 16



FDS-218
50 x 35 Ø 16



FDS-219
25 x 30 Ø 12



FDS-220
45 x 50 □ 16

CAST STEEL



FDS-221
175 x 35



FDS-222
120 x 70



FDS-223
170 x 60



FDS-224
100 x 50



FDS-225
150 x 50 □ 20



FDS-226
113 x 65 □ 16



FDS-227
135 x 72 ∅ 16



FDS-228
132 x 75 □ 16



FDS-229
200 x 58 ∅ 18



FDS-230
155 x 70 ∅ 16



FDS-231
133 x 47



FDS-232
130 x 75 ■ 16



FDS-233
140 x 90



FDS-234
120 x 60



FDS-235
138 x 70 ■ 17



FDS-236
192 x 85 ■ 18



FDS-237
160 x 60 ● 25



FDS-238
L 135 x 65
S 110 x 54



FDS-239
L 180 x 90
M 150 x 70
S 125 x 60



FDS-240
L 130 x 65
S 115 x 55

CAST STEEL



FDS-241
A. 130 x 75
B. 115 x 60



FDS-242
A. 157 x 86
B. 135 x 78



FDS-243
138 x 65



FDS-244
210 x 74



FDS-245
134 x 155 □12



FDS-246
170 x 65



FDS-247
105 x 83



FDS-248
248 x 50



FDS-249
195 x 64



FDS-250
180 x 132



FDS-251
A. 144 x 98 ● 18
B. 100 x 70



FDS-252
144 x 61



FDS-253
A. 175 x 62



FDS-254
117 x 62 □15



FDS-255
120 x 41



FDS-256
147 x 58



FDS-257
112 x 29



FDS-258
113 x 57



FDS-259
131 x 60



FDS-260
140 x 60



FDS-261
128 x 28



FDS-262
A 160 x 50
B 130 x 37



FDS-263
125 x 48



FDS-264
140 x 74



FDS-265
120 x 55

CAST STEEL



FDS-266
55 x 55 Ø35



FDS-267
69 x 38 □17



FDS-268
130 x 65 ● 45



FDS-269
90 x 50 ● 40



FDS-270
80 x 35 ● 30



FDS-271
46 x 46 □16




FDS-272
43 x 34 □12



FDS-273
42 x 40 □12



FDS-274
45 x 50 □12/16



FDS-275
36 x 36 □16/22



FDS-276
135 x 135



FDS-277
70 x 35 Ø16



FDS-278
117 x 54



FDS-279
92 x 65



FDS-280
● 40/35/25/20



FDS-281
95 x 52



FDS-282
190 x 80



FDS-283
87 x 51



FDS-284
82 x 54



FDS-285
● 55



FDS-286
80 x 45



FDS-287
89 x 185



FDS-288
100 x 120



FDS-289
280 x 160



FDS-290
220 x 150

CAST STEEL



FDS-291
80 x 40



FDS-292
100 x 100



FDS-293
80 x 65



FDS-294
175 x 90



FDS-295
● 100



FDS-296
85 x 14



FDS-297
96 x 72



FDS-298
● 110



FDS-299
255 x 80



FDS-300
116 x 42



FDS-301
90 x 35



FDS-302
170 x 78



FDS-303
● 107



FDS-304
155 x 157



FDS-305
81 x 93



FDS-306
100 x 64



FDS-307
113 x 80



FDS-308
134 x 110



FDS-309
130 x 106



FDS-310
121 x 76



FDS-311
145 x 58



FDS-312
140 x 130



FDS-312
102 x 92



FDS-314
230 x 100



FDS-315
95 x 130

CAST STEEL



FDS-316
● 117



FDS-317
● 98



FDS-318
● 80



FDS-319
70 x 58



FDS-320
350 x 85



FDS-321
300 x 77



FDS-322
210 x 57



FDS-323
A. 140 x 263
B. 110 x 167
C. 97 x 117



FDS-324
80 x 40 □32



FDS-325
65 x 33 □26



FDS-326
230 x 75 □25



FDS-327
85 x 23 □11



FDS-328
250 x 130



FDS-329
102 x 34



FDS-330
115 x 25



FDS-331
140 x 140



FDS-332
82 x 26



FDS-333
180 x 95



FDS-334
125 x 65



FDS-335
110



FDS-286
80 x 45



FDS-286
80 x 45



FDS-286
80 x 45



FDS-286
80 x 45



FDS-286
80 x 45

MALLEABLE IRON



FDT101
120x 35 □ 14



FDT102
155x 55 □ 14



FDT103
145x 90 □ 14



FDT104
150 x 80 □ 14



FDT105
140x70 □ 14



FDT106
140 x 26 □ 14



FDT111
□40/50/60/80/100



FDT112
□40/50/60/80/100



FDT113
□40/50/60/80/100



FDT114
92 x 45



FDT115
50 x 32



FDT107
57 x 40 Ø 16



FDT108
220 x 130 □ 14



FDT109
165 x 200 □ 16



FDT110
305 x 155



FDT116
190 x 360



FDT117
190 x 430



FDT118
170 x 340



FDT119
100 x 250



FDT120
● 200



FDT121
95 x 95



F122
● 40



CAST IRON STOVES



PF-005



PF-006



PF-007



PF-008



PF-009



FTS-016

H1320 Ø 475 62/gs



FTS-017

H1050 Ø 520 51/gs



FTS-018

H1400 Ø 600 110/gs



FTS-019



FTS-020



FTS-021



FTS-022



FTS-028

HAND RAILS



F8501
4 x 15
TO
50 X 20



F8502
6 x 6
TO
20 X 20



F8503
40 x 10
50 x 10
60 x 10



F8504
40 x 10
50 x 10
60 x 10



F8505
50 X 20
58 X 20



F8506
45 x 15



F8507
45 x 15



F8508
45 x 16



F8509
50 x 10
50 x 15



F8510
58 x 16
58 x 20



F8511
40 x 6
40 x 8
40 x 10



F8512
40 x 6
40 x 8
40 x 10



F8513
40 x 6
40 x 8



F8514
40 x 6
40 x 8
40 x 10



F8515
30 x 6
30 x 8
30 x 10



F8516
40 x 6
40 x 8
40 x 10



F8517
30 x 6
30 x 8
30 x 10



F8518
40 x 6
40 x 8
40 x 10



F8519
4 x 14



F8520
6 x 18



F8521
6 x 12



F8522
4 x 16



F8523
12 x 12
14 x 14
16 x 16



F8524
6 x 12

WROUGHT IRON



F8101
85x33 ■ 16
0.34KG/PC



F8102
90x32 ■ 14
0.32KG/PC



F8103
85x28 ■ 12
0.22KG/PC



F8104
155x37 ■ 12
0.45KG/PC



F8105
165x26 ■ 12
0.50KG/PC



F8106
160x25 ■ 12/14/16
0.43KG/PC



F8107
190x35 ■ 14
0.93KG/PC



F8108
190x35 ■ 12
0.91KG/PC



F8109
140x36 ■ 14
0.48KG/PC



F8110
165x35 ■ 12/14/16
0.53KG/PC



F8111
150x32 ■ 14
0.62KG/PC



F8112
160x35 ■ 12
0.70KG/PC



F8113
130x36 ■ 16
0.66KG/PC



F8114
120x36 ■ 16
0.56KG/PC



F8115
130x35 ■ 12
0.45KG/PC



F8116
150x30 ■ 14
0.48KG/PC



F8117
160x20 ■ 12
0.46KG/PC



F8118
350x30 ● 12
0.95KG/PC



F8119



F8120



F8121



F8122 ● 60/40/30/25/22/20/15
0.90/0.28/0.12/0.08/0.05KG/PC



F8123



F8124



F8125
350x350



F8126
350x350



F8127
340x340



FH121



FH122



FH123



BKA12
130x65
0.18KG/PC



BKA12A
160x80
0.19KG/PC



BKA12B
130x65
0.14KG/PC



BKA10A
110x60
0.095KG/PC



BKA10B
90x50
0.08KG/PC



FR125
● 10/12
○ 100/125/150/200

WROUGHT IRON



F8201
900x170
1.35KG/PC



F8202
900x270
1.45KG/PC



F8203
900x105
1.30KG/PC



F8204
900x220 ■ 12x12
1.60KG/PC



F8205
900x190
2.0KG/PC



F8206
900x210
1.65KG/PC



F8207
1000x200
1.6KG/PC



F8208
900x170
1.5KG/PC



F8209
900x170
1.8KG/PC



F8210
1000x160
1.6KG/PC



F8211
1000x160
2.4KG/PC



F8212
900x200
1.6KG/PC



F8213
900x200
1.35KG/PC



F8214
900x160
1.6KG/PC



F8215
900x260
3.0KG/PC



F8216
900x250
2.95KG/PC



F8217
900x260
3.1KG/PC



F8218
900x270
2.15KG/PC



F8219
900x270
1.75KG/PC



F8220
900
1.4KG/PC



F8221
900
1.05KG/PC



F8222
900
1.0KG/PC



F8223
900x160
3.8KG/PC



F8224
900
1.05KG/PC



F8225
900
1.12KG/PC




F8226
900x310
■ 12x12
5.2KG/PC



F8227
900x310
■ 14x14
3.0KG/PC

WROUGHT IRON



F8131
850x240 ■ 12
3.00KG/PC



F8132
900x275 ■ 12
2.60KG/PC



F8133
900x240 ■ 12
2.70KG/PC



F8134
900x170 ■ 12
1.80KG/PC



F8135
900x125 ■ 12
2.10KG/PC



F8136
900x115 ■ 12
2.20KG/PC



F8137
900x170 ■ 12
1.80KG/PC



F8138
900x165 ■ 12
1.60KG/PC



F8139
800x170 ■ 12
2.60KG/PC



F8140
900x60 ■ 12
0.87KG/PC



F8141
900x60 ■ 12
1.05KG/PC



F8142
900x25 ■ 16
1.30KG/PC



F8143
900 ■ 14
1.35KG/PC



F8144
900 ■ 12
1.30KG/PC



F8145
900 ■ 12
1.30KG/PC



F8146
1150x220 ● 12
4.30KG/PC



F8147
530 x 280
2.45KG/PC



F8148
670 x 500 ■ 14
8.85KG/PC



F8149
690 x 450
6.20KG/PC



F8150
500 x 410
5.50KG/PC



F8151
500 x 400
4.20KG/PC



F8152
340 x 340 14 x 5
2.30KG/PC



FG124
90 x 16
1.80KG/PC



FG125
130 x 120
0.85KG/PC



FG126
190 x 120
0.65KG/PC

WROUGHT IRON



F8301
900 ■ 12x12
1.30KG/PC



F8302
900 ■ 12x12
1.60KG/PC



F8303
900 ■ 12x12
1.40KG/PC



F8304
900 ■ 12x12
1.77KG/PC



F8305
900 ■ 12x12
1.40KG/PC



F8306
900 ■ 12x12
1.77KG/PC



F8307
900 ■ 12x12
1.0KG/PC



F8308
900 ■ 12x12
1.0KG/PC



F8309
900 ■ 12x12
1.45KG/PC



F8310
900 ■ 12x12
1.80KG/PC



F8311
900 ■ 12x12
1.30KG/PC



F8312
900 ■ 12x12
1.65KG/PC



F8313
900 ■ 12x12
1.90KG/PC



F8314
900 ■ 12x12
2.45KG/PC



F8315
900 ■ 12x12
1.35KG/PC



F8316
900 ■ 12x12
1.7KG/PC



F8317
900 ■ 12x12
1.0KG/PC



F8318
900 ■ 12x12
2.5KG/PC



F8319
900 ■ 12x12
3.10KG/PC



F8320
900 ■ 12x12
1.9KG/PC



F8321
900 ■ 12x12
2.20KG/PC



F8322
900 ■ 12x12
1.6KG/PC



F8323
900 ■ 12x12
2.2KG/PC



F8324
900 ■ 12x12
1.0KG/PC

WROUGHT IRON



F8325
900x200
2.10KG/PC



F8326
900x200
1.80KG/PC



F8327
900x220
2.2KG/PC



F8328
900x240
■ 12X12 2.4KG/PC
■ 12X6 2.0KG/PC



F8329
900X230 ■ 12x12
2.5KG/PC



F8330
900x180
2.2KG/PC



F8331
900x230
3.6KG/PC



F8332
900x230
4.0KG/PC



F8333
900x270
1.8KG/PC



F8334
900x160
1.6KG/PC



F8335
900X180
2.0KG/PC



F8336
900x180 ■ 12x12
3.0KG/PC



F8337
900x185
2.85KG/PC



F8338
900x160
2.85KG/PC



F8339
900x180
3.54KG/PC



F8340
900x280
2.95KG/PC



F8341
900X320
3.25KG/PC



F8342
900x310
2.4KG/PC

WROUGHT IRON



F8401

300 x 800

■ 12x12 1.13KG/PC
■ 12x6 0.56KG/PC



F8402

340 x 900 ● 12

4.8KG/PC



F8403

340 x 800 ● 10

4.3KG/PC



F8404

300 x 800

■ 12x6 2.4KG/PC



F8405

360 x 800

■ 16x8 4.5KG/PC



F8406

160 x 800 ● 12

3.4KG/PC



F8407

200 x 1000 ● 12

6.5KG/PC



F8408

330 x 800 ● 12

3.8KG/PC



F8409

450 x 850


15.4KG/PC



F8410

280 x 500 ● 12

4.1KG/PC



F8411

300 x 910

6.8KG/PC



F8412

220 x 1000

■ 12X6 2.3KG/PC



F8413

610 x 730

■ 16X8 11.0KG/PC



F8414

440 x 480

4.8KG/PC



F8415

500 x 500

5.0KG/PC



F8416

600 x 600

11.5KG/PC




F8417

650 x 650

■ 12X6 5.6KG/PC

WROUGHT IRON



F8418
1000 x 1000
■ 14x14 ● 12
19.2KG/PC



F8419
600 x 1080 ■ 12x12
7.5KG/PC



F8420
940x540
■ 12x12 7.5KG/PC
■ 12x6 6.1KG/PC



F8421
260 x 870 ● 12
5.2KG/PC



F8422
420 x 820 ■ 12x12
9.2KG/PC



F8423
340 x 940 ■ 16x8
5.4KG/PC



F8424
440 x 700 ■ 16x8
9.6KG/PC



F8425
800 x 860 ■ 16x8
6.0KG/PC



F8426
610 x 730 ■ 16x8
11.0KG/PC



F8427
390 x 400 ■ 16x8
4.5KG/PC




F8428
580 x 900 ● 12
6.0KG/PC



F8429
720 x 1070 ● 12
8.5KG/PC

WROUGHT IRON



F8385
820x460
2.4kg/pc



F8386
870x400
2.7kg/pc



F8387
800x600
7.1kg/pc



F8388
600x600
5.0kg/pc



F8389
600x410
4.9kg/pc



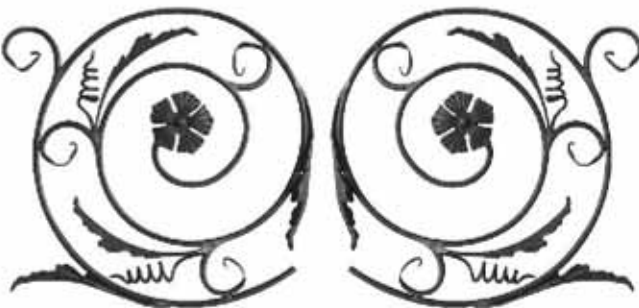
F8390
390x240
1.95kg/pc



F8391
840x610
9.2kg/pc



F8392
400
3.7kg/pc



F8393
500x530
4.4kg/pc



F8394
750x550
6.3kg/pc

FORGED IRON



F8395
900 □ 12



F8396
900 □ 12



F8397
□14/140 1.55KG/M
□16/150 2.1KG/M



F8398
□14/140 1.55KG/M
□16/150 2.1KG/M



F8399
□14/140 1.55KG/M
□16/150 2.1KG/M



F8400
□14/140 1.55KG/M
□16/150 2.1KG/M



F8430
900x150 2xØ8
2.0KG/PC



F8431
900 □ 12
2.4KG/PC



F8432
900 □ 12
1.6KG/PC



F8433
900 □ 12
2.4KG/PC



F8434
900 □ 12
2.0KG/PC



F8435
900x120 □ 12
3.4KG/PC



F8436
900x330 □ 12
3.6KG/PC



F8437
800x385 □ 12
5.1KG/PC



F8438
900x220 □ 12
3.2KG/PC



F8439
850x235 20x6
3.6KG/PC

WROUGHT IRON




F8500
31-1/2" X45" ■ 16X8
17.6KG/PC



F8501
24-1/2" X37" ■ 12X12
16.6KG/PC




F8507
15 3/4" X35-1/2" ■ 16X8
9.0KG/PC



F8508
15-1/4" X31-1/2" ■ 16X8
9.4KG/PC



F8502
31" X47" ■ 16X8
13.7KG/PC



F8503
24" X40" ■ 16X8
15.8KG/PC



F8509
24" X43" ■ 16X8
17.6KG/PC



F8504
27-1/2" X71" ■ 16X8
28.0KG/PC



F8505
33" X77-1/4" ■ 9.5X9.5
20.0KG/PC



F8506
11-3/8" X39-1/2" ■ 16X8
7.3KG/PC



F8510/L/XL
23-1/2" X67" ■ 16X8 31.9KG/PC
27-1/2" X67" ■ 16X8 35.2KG/PC
31-1/2" X67" ■ 16X8 40.7KG/PC



F8511 L/R
16" X32" ■ 16X8
7.4KG/PC



F8512
31-3/4" X42" ■ 16X8
25.3KG/PC



F8513 L/R
23-5/8" X39-1/2" ■ 16X8
12.8KG/PC

WROUGHT IRON



F8514
1000x380 ■ 14x8
7.45KG/PC



F8515
800x1400 ■ 16x8
6.2KG/PC



F8516
250x800 ■ 16x8
4.5KG/PC



F8517
220x800 ■ 16x8
5.2KG/PC



F8518
250x800 ■ 16x8
5.2KG/PC



F8519
645x190 ■ 12x5



F8520
900x325 ■ 14x6
7.4KG/PC



F8521
900x285
3.2KG/PC



F8522
1000x240 ■ 12x8
2.85KG/PC



F8523
1000x240 ■ 12x8
2.85KG/PC



F8524
950x185 ■ 12x6
1.85KG/PC



F8525
950x200 ● 12
2.5KG/PC



F8526
1000x110 ● 12
1.2KG/PC



F8527
1000x205 ■ 20x8
4.8KG/PC



F8528
1000x205 ■ 20x8
5.65KG/PC



F8529
1000x240 ■ 20x8
6.75KG/PC



F8530
700x640
7.0KG/PC



F8531L R
1000x400 ■ 14x8
6.2KG/PC



F8532
1000x800 ■ 14x8
12.0KG/PC



F8533
800x600 ■ 14x6
6.0KG/PC

WROUGHT IRON



F8534

1000X330 ■ 14X8
6.5KG/PC



F8535

1000X340 ■ 14X8
4.89KG/PC



F8536

1000X680 ■ 14X8
10.54KG/PC



F8537

1000X420 ■ 14X8
8.2KG/PC



F8538

1000X500 ■ 14X8
8.28KG/PC



F8539

1000X470 ■ 14X8
9.9KG/PC



F8540

1000X475 ■ 14X8
11.56KG/PC



F8541

1000X485 ■ 14X8
10.11KG/PC



F8542

1000X1185 ■ 14X8
25.5KG/PC



F8543

1000X970 ■ 14X8
18.8KG/PC



F8544

900X400 ■ 16X8
8.3KG/PC



F8545

325X190 ■ 16X8
1.46KG/PC




F8546

360X120 ■ 12X6
0.70KG/PC



F8547

1100X520 ■ 16X8
13.85KG/PC



F8548

750X520 ■ 16X8
6.50KG/PC



F8549

850X760 ■ 14X8
7.0KG/PC



F8550

850X790 ■ 16X8
14.0KG/PC



F8551

350X250 ■ 12X6
2.0KG/PC



F8552

600X300 ■ 14X6
3.3KG/PC

WROUGHT IRON



F8553
 1/2" X 1/4"
 W 9-1/16"
 H 15"
 1.3KG/PC



F8554
 1/2" X 1/4"
 W 7-7/8"
 H 13-9/16"
 1.0KG/PC



F8555
 1/2" X 1/4"
 W 8-1/16"
 H 17-1/2"
 1.3KG/PC



F8556
 1/2" X 1/4"
 W 8-5/8"
 H 9-7/8"
 0.8KG/PC



F8557
 9/32" x 5/8"
 10-3/8"
 1.3KG/PC



F8558
 3/8" x 3/16"
 23-5/8"
 6.0KG/PC



F8559
 5/16"
 9-7/8"
 1.0KG/PC



F8560
 1/2"
 11-5/8"
 2.5KG/PC



F8561
 1/2"
 W 15-1/2"
 H 19-1/2"
 4.6KG/PC



F8562
 5/16" x 5/8"
 W 25"
 H 28"
 9.7KG/PC



F8563
 1/2" X 1/4"
 W 3-3/4"
 H 3-3/4"
 0.3KG/PC



F8564
 1/2" X 1/4"
 W 5-1/4"
 H 6-1/2"
 0.4KG/PC



F8565
 W 2-3/4"
 H 4-3/4"
 0.5KG/PC



F8566
 W 5-7/8"
 H 7-1/8"
 1.3KG/PC



F8567
 2" x 3"
 0.5KG/PC



F8568
 2-1/4" x 3-3/4"
 0.7KG/PC



F8569
 5" x 7-1/2"
 1.6KG/PC

FORGED SPEARS



MF101

A 160x92 ■ 32
B 200x117 ■ 40



MF102

A 88x28 ● 30
B 120x35 ● 30



MF103

A 110x55 ● 25
B 125x65 ● 30



MF104

A 125x60 ● 13
B 155x70 ● 17



MF105

A 130x70 ● 20
B 160x85 ● 27



MF106

A 130x60 ■ 12
B 155x70 ■ 16



MF107

150x66 ● 15



MF108

180x43 ■ 14



MF109

150x55 ● 15



MF110

A 160x65 ● 17
B 200x85 ● 20



MF111

130x75 ● 26



MF112

A 100x50 ● 20
B 125x65 ● 25



MF113

A 82x40 ● 16
B 115x58 ● 20



MF114

150x40 ■ 12



MF115

A 125x45 ● 25
B 140x57 ● 33



MF116

114x28 ■ 16



MF117

210x75 ● 19



MF118

160x90 ● 16



MF119

100x45 ● 12



MF120

140x50 ● 13



MF121

140x80 ■ 15



MF122

205x65 ● 35



MF123

210x105 ● 20



MF124

180x180 ● 14



MF125

355x105 ● 22

FORGED SPEARS



MF126

165x70 ● 21



MF127

170x85 ● 50



MF128

160x70 ● 25



MF129

180x80 ● 29



MF130

160x25 ■ 25



MF131

150x40 ■ 40



MF132

125x30 ■ 30



MF133

140x27 ■ 12



MF134

130x47 ● 33



MF135

110x48 ● 18



MF136

150x30 ■ 14



MF137

185x100 ● 6



MF138

135x60



MF139

155x60 ■ 14



MF140

57x38 ■ 16



MF141

240 ■ 14



MF142

200x50 ■ 22



MF143

118x45 ● 20



MF144

135x66 ● 22



MF145

200 ■ 12



MF146

230 ■ 14



MF147

165x55 ● 25



MF148

240 ■ 14



MF149

120x50



MF150

155x60 ■ 14

FORGED STUDS



MF151
A 90 ● 50
B 180 ● 100



MF152
80 ● 28



MF153
A 45 ● 30
B 45 ● 35



MF154
90 ● 40



MF155
A ● 15
B ● 25



MF156
35x13 ∅ 16.5



MF157
A 40x22 ∅ 12.5



MF158
40x22 ∇ 12.5



MF159
39x40 ∅ 12.5



MF160
55x47 ∇ 12.5



MF161
54x40 ∅ 12.5



MF162
70x42 ● 12.5



MF163
125x42 ● 12.5



MF164
67x40 ∅ 12.5



MF165
80x69 ∅ 35.5



MF166
57x27 ∇ 13



MF167
37x28 ∅ 16.5




MF168
40x26 ∇ 13



MF169
40x40 ∇ 12.5




MF170
45x40 ∅ 12.5



MF171
A 60x60 ∇ 25.5
B 60x60 ∇ 30.5



MF172
A 60x60 ■ 12.5
B 80x80 ■ 14.5



MF173
70x70 ∇ 21

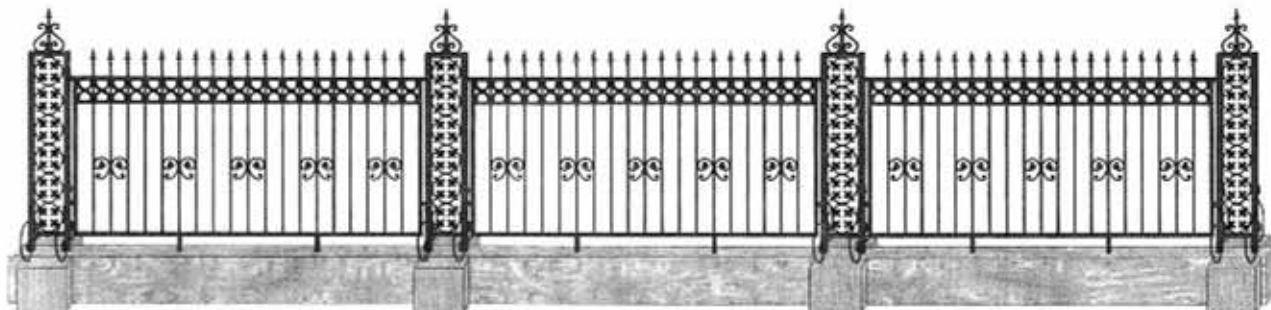


MF174
100x100 ∇ 30



MF175
65x65 ∇ 13

WROUGHT IRON FENCE



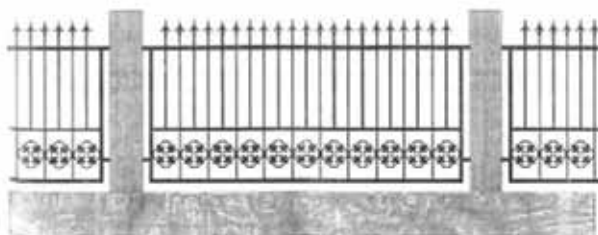
FDf-001




FDf-002



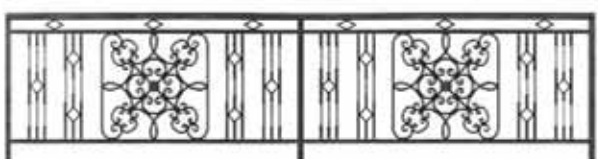
FDf-003



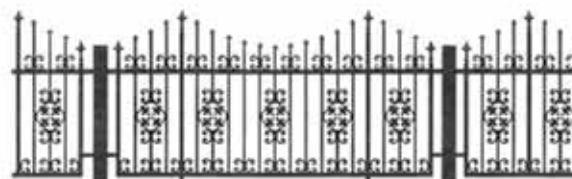
FDf-004



FDf-005



FDf-006



FDf-007



FDf-008

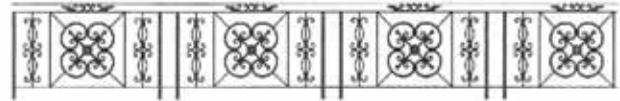


FDf-009


WROUGHT IRON FENCE



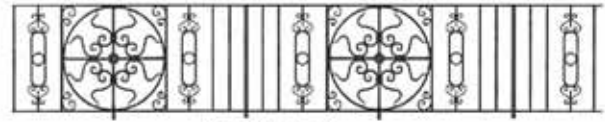
FDF-010



FDF-011




FDF-012




FDF-013




FDF-014




FDF-015



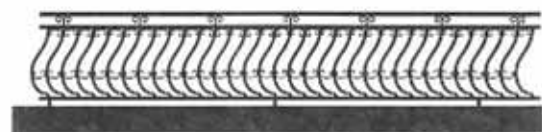
FDF-016



FDF-017




FDF-018

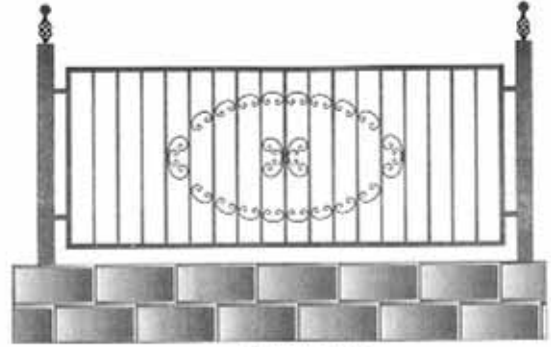


FDF-019


WROUGHT IRON FENCE



FDF-020



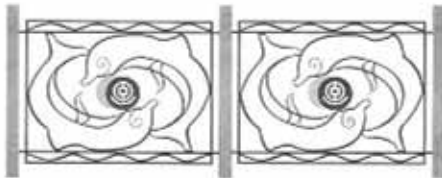
FDF-021



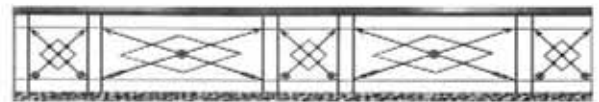
FDF-022



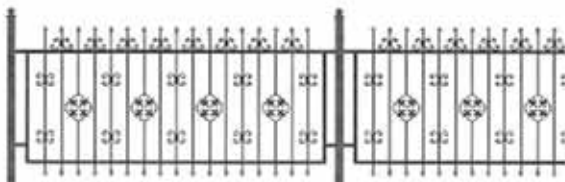
FDF-023



FDF-024



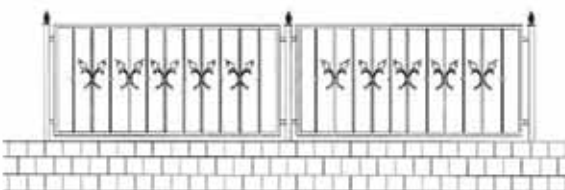
FDF-025



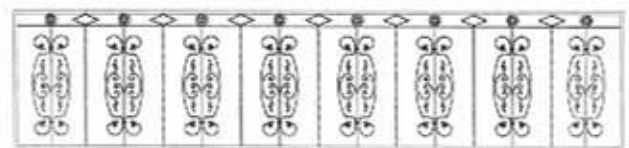
FDF-026



FDF-027

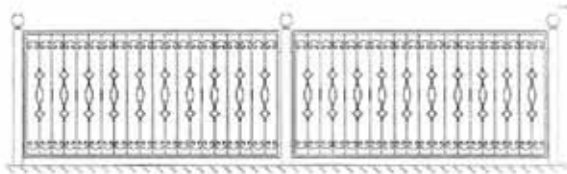


FDF-028

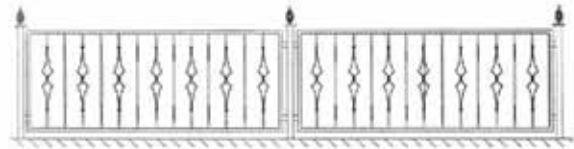


FDF-029

WROUGHT IRON FENCE




FDF-030



FDF-031




FDF-032



FDF-033



FDF-034




FDF-035




FDF-036



FDF-037



FDF-038



FDF-039

WROUGHT IRON GATE



FDG-001



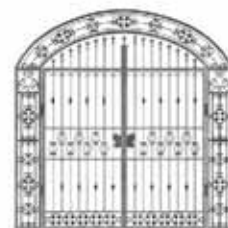
FDG-002



FDG-003



FDG-004



FDG-005




FDG-006



FDG-007



FDG-008



FDG-009


WROUGHT IRON GATE




FDG-010



FDG-012



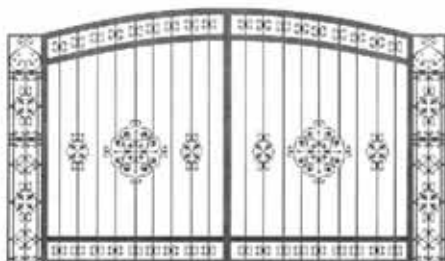
FDG-011



FDG-013



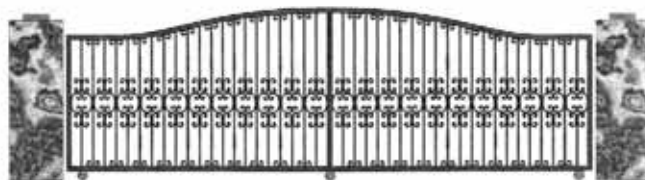
FDG-014



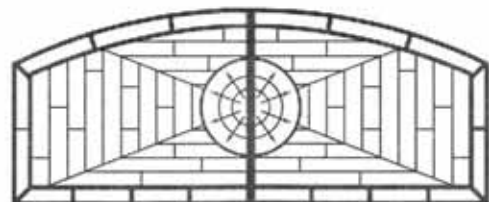
FDG-015



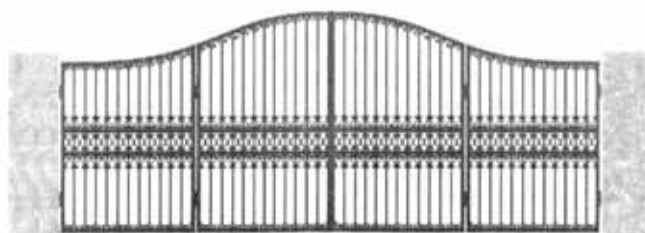
FDG-016



FDG-017



FDG-018




FDG-019




FDG-020


CATE HARDWARE



- E9010 1" Inside Radius:0.8"
- E9014 1-1/4" Inside Radius:1.10"
- E9012 1-1/2" Inside Radius:1.35"
- E9020 2" Inside Radius:1.80"
- E9030 3" Inside Radius:2.75"
- E9040 4" Inside Radius:3.75"



- E4514 1-1/4" Inside Radius:1.10"
- E4512 1-1/2" Inside Radius:1.35"
- E4520 2" Inside Radius:1.80"
- E4530 3" Inside Radius:2.75"
- E4540 4" Inside Radius:3.75"



- EC10 1"
- EC114 1-1/4"
- EC112 1-1/2"
- EC20 2"
- EC30 3"
- EC40 4"



- HB2 2" x 5/8"



- HB3 3" x 3/4"



- HB5 5" x 1"



- HB7 7" x 1-1/4"



- HB5L 5" x 1"



- HB7L 7" x 1-1/4"



- HB5REC 5" x 1" x 1-1/4"



- HB7REC 7" x 1-3/16" x 1-3/4"



- HB-314 H:3-1/4" W:2-3/4" Think:4mm Extends 3" from Wall



- GL Bar Length:5" Base:1-3/8"



- SB Dia: 1/2" Bolt Length 5-1/2"



- BXHDS34 Dia:3/4" Bolt Length 9-1/2"

GATE HARDWARE



LBSP112 1-1/2" Hole 2-1/8"
 LBSP114 1-1/4" Hole 2-1/8"
 LBSP2 2" Hole 2-1/8"



LBDP112 1-1/2" Hole 2-1/8"
 LBDP114 1-1/4" Hole 2-1/8"
 LBDP2 2" Hole 2-1/8"



LBDP1 1" Hole 2-1/8"



LBDP2A 2" Hole 2-1/8"



SPF-114
 1-1/4"
 Dia3-3/4"

SPF-112
 1-1/2"
 Dia4-1/4"

SPF-200
 2"
 Dia4-3/4"



FSH-41
 4" X4" X1"
 Thick:1/8"
 Hole:7/16"

FSH-4112
 4" X4" X1-1/2"
 Thick:1/8"
 Hole:7/16"

FSH-4114
 4" X4" X1-1/4"
 Thick:1/8"
 Hole:7/16"

FSH-41
 5-1/4" X5-1/4" X2"
 Thick:1/8"
 Hole:7/16"



SC25 2-1/2"
 SC3 3"
 SC4 4"



SC1 1"
 SC114 1-1/4"
 SC112 1-1/2"
 SC2 2"



SC34 3/4"

GATE HARDWARE



RP6
6"
Wheel Dia.2-3/8"



V4B V6B
Hole:1/2" Hole:1/2"
Hole:5/8"



RR3 RR6 RR12
3" 6" 12"
Wheel Dia.2-3/8"



TR35 SQ1/2" Dia3-1/2"
TR4 SQ1/2" Dia4"
TR45 SQ1/2" Dia4-1/2"
TR5 SQ1/2" Dia5"
TR6 SQ1/2" Dia6"
TR8 SQ1/2" Dia8"



WT-113 3" x3" Thick:5/32" Hole:3/8"	WT-114 4" x4" Thick:5/32" Hole:3/8"	WT-115 5" x5" Thick:1/4" Hole:9/16"	WT-116 6" x6" Thick:1/4" Hole:9/16"	WT-118 8" x8" Thick:1/4" Hole:9/16"	WT-210 10" x10" Thick:3/8" Hole:9/16"	WT-212 12" x12" Thick:5/16" Hole:9/16"
--	--	--	--	--	--	---



Tubing U
1-1/2"
Thick:1/16"
L:27"



EB112
1-1/2"



Tubing L
1-1/2"
Thick:1/16"
L:19"



Tubing L
1-1/2"
Thick:1/16"
L:16"

CATE HARDWARE



L
20'



FT12 FT16
1/2" sq 5/8" sq



MSC112



MSC114



FS114/A/3



158-6C
9/16" X 5/32"



WVGSP-4
4" X 1-3/4"



WVGSP-6
6" X 1-3/4"



WVG-4
4" X 1-1/2"



WVG-6
6" X 2"



WH2020
2" X 2"
Swaged or not



WH3030
3" X 3"
Swaged or not



WH312214
3-1/2" x 2-1/4"
Swaged or not



WH312312
3-1/2" x 3-1/2"
Swaged or not



WH4040
4" X 4"
Swaged or not



HDWH4040
4" x 4"



HDWH5050
5" x 5"



HDWH6060
6" x 6"



BWF

1/2" Hole H 1-1/16" L 1-1/2" W 1"
5/8" Hole H 1-1/4" L 1-5/8" W 1-1/8"
3/4" Hole H 1-5/16" L 1-5/8" W 1-1/4"



BWM

CATE HARDWARE



WT-101
H:1-1/2"
W:1"
T:1/8"
Dia: 3/8"



WT-101XL
H:1-1/2"
W:1-1/2"
T:3/16"
Dia: 3/8"



WT-102
H:2-3/8"
W:1"
T:1/8"
Dia: 3/8"



WT-102XL
H:2-3/8"
W:1-1/2"
T:3/16"
Dia: 3/8"



WT-103
H:2-9/16"
B:1"
W:2"
T:1/8"
Dia: 3/8"



WT-104S
H:1-1/2"
L:1-1/2"
W:1-1/2"
T:3/16"
Dia: 3/8"



WT-104
H:1-3/4"
L:3-1/2"
W:1"
T:3/16"
Dia: 3/8"



WT-104XL
H:1-3/4"
L:4"
W:1-1/2"
T:3/16"
Dia: 3/8"



WT-105
H:2-3/4"
B:7/8"
W:2-5/8"
T:1/8"
Dia: 3/8"



WT-106
H:3-3/8"
W:2"
T:1/8"
Dia: 3/8"



WT-107
H:3-1/2"
W:1-1/2"
T:3/16"
Dia: 3/8"



WT-108
H:3-1/4"
W:1"
T:1/8"
Dia: 3/8"



WT-109
H:4"
W:1-1/2"
T:3/16"
Dia: 3/8"



3202
6" x 1-5/8"



3205
11" x 2"



FSR
9-1/2" x 1-3/4"

ALUMINUM



FDA-001
5.7" □ 1" & 3/4"



FDA-002
6" □ 1" & 3/4"



FDA-003
4" X 4"



FDA-004
115X115



FDA-005
75X120



FDA-006
18" □ 2"



FDA-007
75X125



FDA-008
95X90



FDA-009
195X370



FDA-010
200X700



FDA-011
180X400



FDA-012
180X390



FDA-013
180X220



FDA-014
180X340



FDA-015
180X380



FDA-016



FDA-017



FDA-018



FDA-019



FDA-020



FDA-021



FDA-022



FDA-023



FDA-024



FDA-025

HINGES



MV8001



MV8002



MV8003




MV8004



MV8005



MV8006



MV8007



MV8008



MV8009



MV8010



MV8011



MV8012



MV8013



MV8014



MV8015

HINGES



MV8016



MV8017



MV8018



MV8019



MV8020



MV8021



MV8022



MV8023



MV8024



MV8025



MV8026



MV8027

HINGES



MV8028



MV8029



MV8030



MV8031



MV8032



MV8033



MV8034



MV8035



MV8036



MV8037



MV8038

HINGES



MV8039



MV8040




MV8041



MV8042



MV8043



MV8044



MV8045



MV8046



MV8047



MV8048



MV8049



MV8050



MV8051



MV8052



MV8053



MV8054



HINGES



MV8055



MV8056



MV8057



MV8058



MV8059



MV8060



MV8061



MV8062



MV8063



MV8064



MV8065



MV8066

HINGES



MV8067



MV8068



MV8069



MV8070



MV8071



MV8072



MV8073



MV8074



MV8075



MV8076



MV8077



MV8078



MV8079



MV8080



GREY IRON & DUCTILE IRON COVERS & GRATES



MVH101
Ø600



MVH102
Ø800



MVH103
Ø800X600



MVH104
Ø700



MVH105
Ø900X700



MVH106
Ø850



MVH107
Ø900X700



MVH108
850X850



MVH109



MVH110
300-600



MVH111
400-1000




MVH112
300-700



MVH113
800X800



MVH114
300-700



MVH115
890X560X65 88KGS

GREY IRON & DUCTILE IRON COVERS & GRATES



MVH116
750X750



MVH117
300-700




MVH118
300-700



MVH119
400-1100



MVH120
300-700



MVH121
870X870X100 130KGS



MVH122
300-800



MVH123
500-500



MVH124
300-900




MVH125
1655X875X100 130KGS



MVH126
680-880

Note





HEBEI MAVIN INTERNATIONAL CO.,LTD

No.767 LIANMENG ROAD,2-1004,SHIJIAZHUANG,HEBEI CHINA.050070

Contact:MR.TERRY NIU

TEL:+86 311 8929 6910 & 8929 6968

FAX:+86 311 8929 6995

E-mail:terryniu@mavin.com.cn

<http://www.mavin.com.cn>